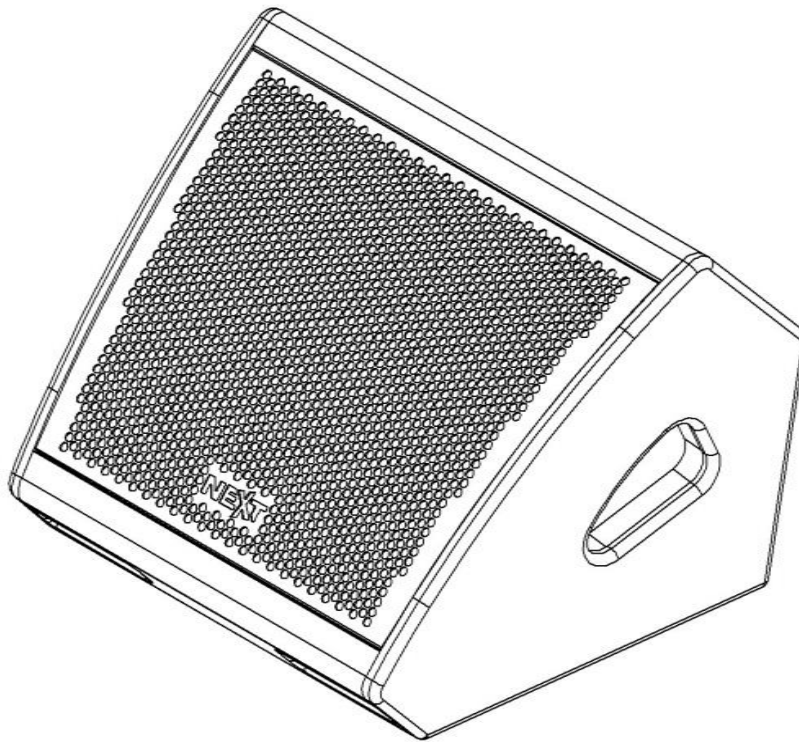


NEXT

www.next-proaudio.com



LAm114xA

Digital Active Coaxial Stage Monitor

USER MANUAL

V062015

Content

INTRODUCTION	- 2 -
UNPACKING	- 2 -
LAm SERIES OVERVIEW	- 2 -
SAFETY FIRST	- 3 -
CAUTION	- 3 -
LAM114XA AMPLIFIER	- 4 -
WARRANTY	- 5 -
TECHNICAL SPECIFICATIONS	- 6 -
NOTES	- 7 -
CONTACTS	- 8 -

INTRODUCTION

Thank you for purchasing a NEXT LAm114xA Digital Active Coaxial Stage Monitor. This manual will provide you with useful and important information about your LAm114xA stage monitor. Please devote some time reading this manual, and keep it at hand for future reference. NEXT-Proaudio is concerned with your safety and well-being, so please follow all instructions and heed all warnings. A better understanding of some specific features of the CX Series system will help you to operate it to its' full potential.

UNPACKING

NEXT LAm Series systems are built in Europe (Portugal) by NEXT-Proaudio, according to the highest standards and thoroughly inspected before they leave the factory. When unpacking your LAm114xA, examine it carefully for any signs of possible transit damage and inform your dealer immediately if any such damage has occurred.

It is suggested that you retain the original packaging so that the LAm114xA can be repacked in the future if necessary. Please note that NEXT-Proaudio and its' authorized distributors cannot accept any responsibility for damage to any returned product through the use of non-approved packaging.

LAm SERIES OVERVIEW


Stage monitoring is very important for a performer in stage. The Lam series aimed to provide a perfect listening in any situation. The Lam series are capable of generating high SPL with low distortion, neutral sound reproduction, accurate dispersion, maintaining a linear response and packing an impressive punch. All models of this series combine compact dimensions, high performance and a functional design. The LAm114xA is the only active member of this series and incorporates a very high performance class D amplifier with DSP, one of the NEXT DPA amplifier module series. This module has 6 factory presets and 2 user available memory positions. With the supplied SOUNDWARE¹ software, it is possible to edit any of the 6 factory presets and store them in any of the 2 user memories available or on the computer. The editable parameters are input equalization, input delay, input high-pass/low-pass filters and the "Bass Enhancer" function. These modules can also be data linked, in order to make possible the simultaneous control of up to 255 units.

¹ Visit www.next-proaudio.com for the Next SOUNDWARE user's manual.

SAFETY FIRST

Please pay close attention to this chapter. Failure to comply with these instructions may result on injury or death.

DANGER – HEARING DAMAGE



LAm Series systems are capable of producing extremely high sound pressure levels and should be used with care. Hearing loss is cumulative and can result from levels above 90dB if people are exposed for a long period. Never stand close to loudspeakers driven at high levels.



CAUTION

**RISK OF ELECTRIC SHOCK
DO NOT OPEN**



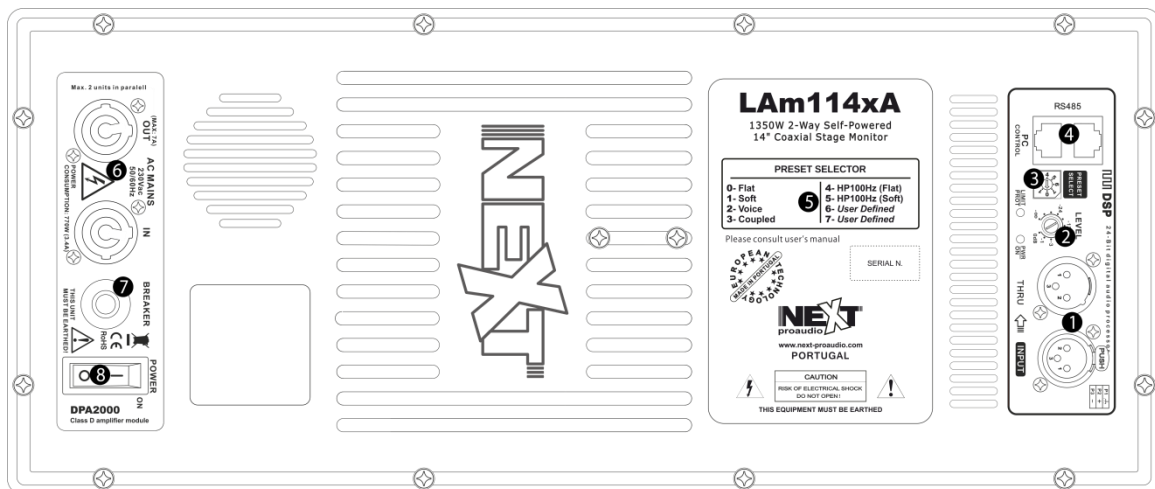
**TO REDUCE THE RISK OF ELECTRIC SHOCK, DO NOT REMOVE COVER
NO USER SERVICEABLE PARTS INSIDE
REFER SERVICE TO QUALIFIED PERSONNEL**

NEXT Lam114xA User Manual

www.next-proaudio.com

- Do not use your LAm114xA near any sources of water, like swimming pools, lakes, water streams, exposed to rain, high humidity environments or any other source of water or moisture.
- Use only a soft dry cloth to clean your LAm114xA.
- Never place your LAm114xA in a way that prevents air flow near the amplifier. A minimum clearance distance of 6cm should be kept between the amplifier and any near surface.
- Never use your LAm114xA too close to any heat sources, such as radiators, or any other device that produces heat.
- Place cables in a way that they do not present a trip hazard.
- Do not attempt to move the LAm114xA while connected.
- Do not attempt to service the LAm114xA beyond what is described in this manual. All other service or repair of this product should be carried only by qualified personnel.
- To prevent electric shock, do not use any extension cord, receptacle or other outlets where the blades of the connectors cannot be fully inserted.
- Precautions should be taken to prevent grounding failure or polarity switch.
- It is advised to unplug the LAm114xA during storms or when not in use for a long period of time.

LAm114xA AMPLIFIER



NEXT LAm114xA User Manual

www.next-proaudio.com

The LAm114xA, as all LAm series models, was designed to achieve a simple to use and deploy versatile system. The LAm114xA is prepared to be completely plug' n play, having already six factory preset configurations that cover almost all situations. But if you're not happy with any of those, there are also two available user defined configurations, which can be used to adapt the system to your needs using the Next SOUNDWARE² software and the supplied RS485 to USB converter.

Here is a brief description of the amplifier panel:

- 1- Signal input
- 2- Level adjustment
- 3- Preset selector
- 4- RS485 communication interface
- 5- List of available presets
- 6- AC Main power input/output
- 7- Protection circuit breaker
- 8- Power on/off button



Never operate the Lam114xA in a way that maintains the Limiter Led consistently on.

WARRANTY

NEXT products are warranted, by NEXT-proaudio, against **manufacturing defects** in materials or craftsmanship over a period of 5 years for the loudspeakers, and 2 years for the other components, counting from the date of original purchase. The original receipt of purchase is mandatory for warranty validation purposes, and the product must have been bought from a NEXT-proaudio authorized dealer. During the warranty period NEXT-proaudio will, at its own discretion, either repair or replace a product which prove to be defective provided that the product is returned in its original packaging, shipping prepaid, to an authorized NEXT-proaudio service agent or distributor.

NEXT-proaudio cannot be held responsible for defects caused by unauthorized modifications, improper use, negligence, exposure to inclement weather conditions, act of God or accident, or any use of this product that is not in accordance with the instructions provided by this manual and/or NEXT-proaudio. NEXT-proaudio is not liable for consequential damages.

This warranty is exclusive and no other warranty is expressed or implied. This warranty does not affect your statutory rights.

² Download NEXT SOUNDWARE at www.next-proaudio.com/support/downloads/soundware

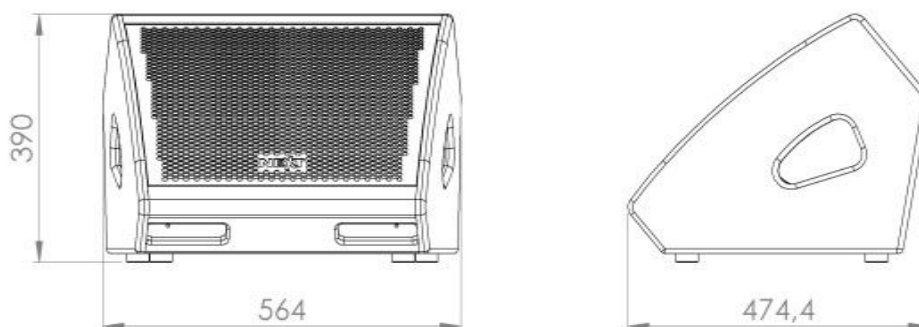
NEXT Lam114xA User Manual

www.next-proaudio.com

TECHNICAL SPECIFICATIONS

NEXT Lam114xA SERIES TECHNICAL SPECIFICATIONS	
Speaker Type	Active Coaxial Stage Monitor
Frequency response (+/-3dB)	58Hz-19000Hz
Max. SPL (calc.)/Peak (Half Space)	129dB/135dB
Components	LF: 14", 3" voice coil, neodymium, custom B&C speaker HF: 2", 3" voice coil, neodymium, custom B&C driver
Directivity (HxV)	80° Conical (-6dB)
Amplifier Technology	2 channel class D with SMPS and DSP
AC Operating Voltage	180 Vac – 245 Vac
Power Consumption (nominal)	770W
Total Output Power RMS	1650 Wrms (limited to 1000W)
LF Power RMS	800 Wrms
HF Power RMS	200Wrms
Controller	PC controlled networkable DSP 24bit/48kHz
System Presets	6 factory and 2 user, selectable via software or rear panel switch
PC Control	Via USB to RS485 converter and supplied NEXT SOUNDWARE
DSP Adjustable Parameters	6 PEQ, Delay, HPF, LPF, Bass Enhancer, Level, Polarity, Mute
Connectors	Input: 2 x XLR; Power: 2 x Powercon; Data: 2 x RJ45
Construction	15mm Birch plywood, screwed and glued
Finish	Black, scratch Proof
Grille	Steel, Black finish
Dimensions W x H x D	564 x 390 x 474.4 mm
Weight	25 Kg

DIMENSIONS



CONTACTS

In case of any doubts or any information just:

Write us:

NEXT-PROAUDIO
Rua da Venda Nova, 295
4435-469 Rio-Tinto
Portugal

Contact us:

Tel. +351 22 489 00 75
Fax. +351 22 480 50 97

Send an e-mail:

info@next-proaudio.com

Search our website:

www.next-proaudio.com